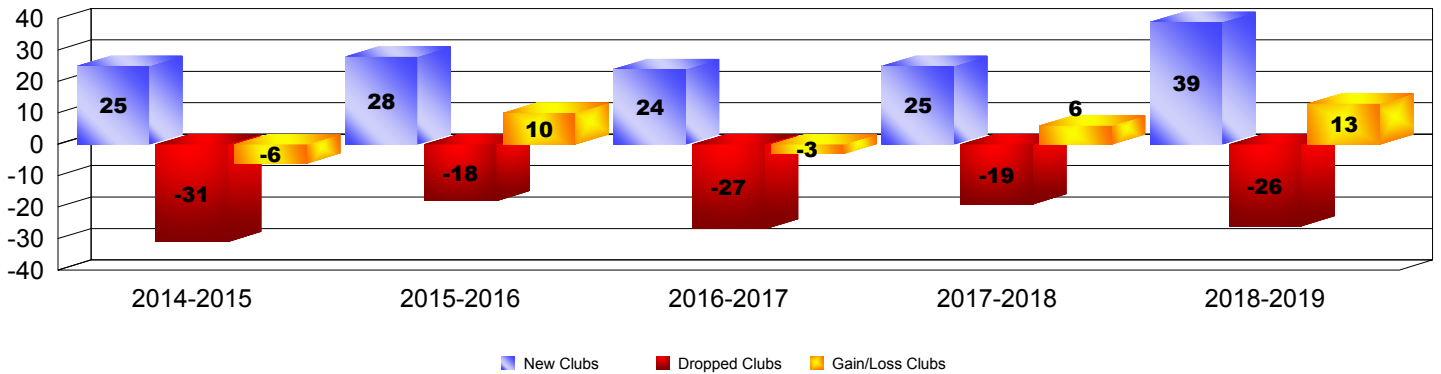
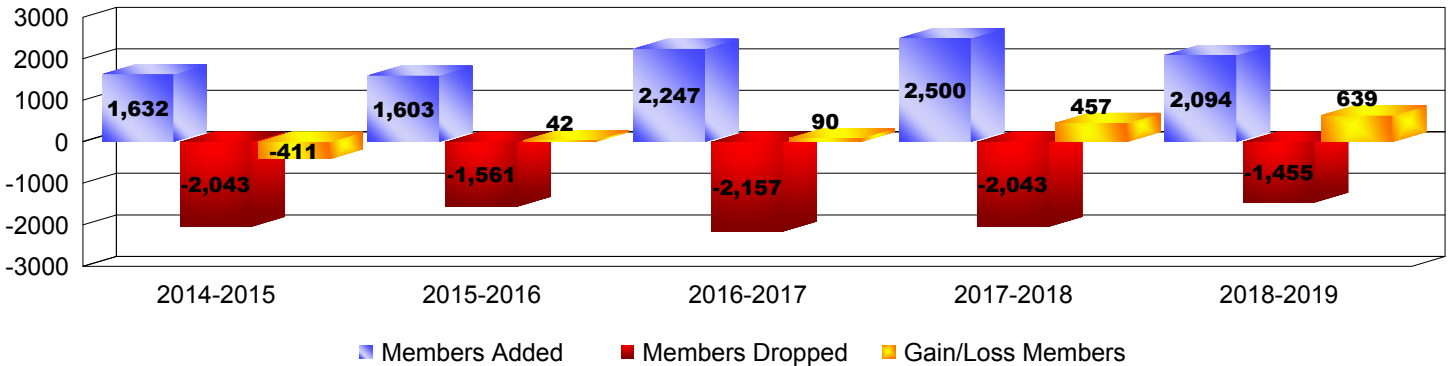


Year	New Clubs	Dropped Clubs	Gain/Loss Clubs	New Members	Charter Members	Reinstate Members	Transfer Members	Total Member Added	Total Members Dropped	Gain/Loss Members
2014-2015	25	-31	-6	935	614	66	17	1632	-2043	-411
2015-2016	28	-18	10	750	704	136	13	1603	-1561	42
2016-2017	24	-27	-3	1426	622	174	25	2247	-2157	90
2017-2018	25	-19	6	1384	815	284	17	2500	-2043	457
2018-2019	39	-26	13	1037	927	110	20	2094	-1455	639
Average	28	-24	4	1106	736	154	18	2015	-1852	163

Clubs




Members



Membership Composition

June 2019 Cumulative



Gender Comparison

June 2019 Cumulative

